

Facility Child Care Fees 2011

Type of Care	Average Fee	Range of Fees
Infant Care / Month (0 - 18 Months)	\$985.44	\$950 - \$1050
Infant Care / Day	\$49.60	\$40 - \$60
Toddler Care / Month (19 Months - 3 Years)	\$951.90	\$750 - \$1000
Toddler Care / Day	\$46.78	\$37 - \$50
3 - 5 Care / Month	\$693.75	\$625 - \$775
3 - 5 Care / Day	\$37.17	\$34 - \$40

Type of Care	Average Fee	Range of Fees
School Age Care Before and After School Care / Month (5 - 12 Years Old)	\$326.67	\$205 - \$520
School Age Care Before and After School Care / Day (5 - 12 Years Old)	\$16.85	\$11.25 - \$25
School Age Care Full Days, School Breaks, Pro-D Days	\$32.72	\$31 - \$37

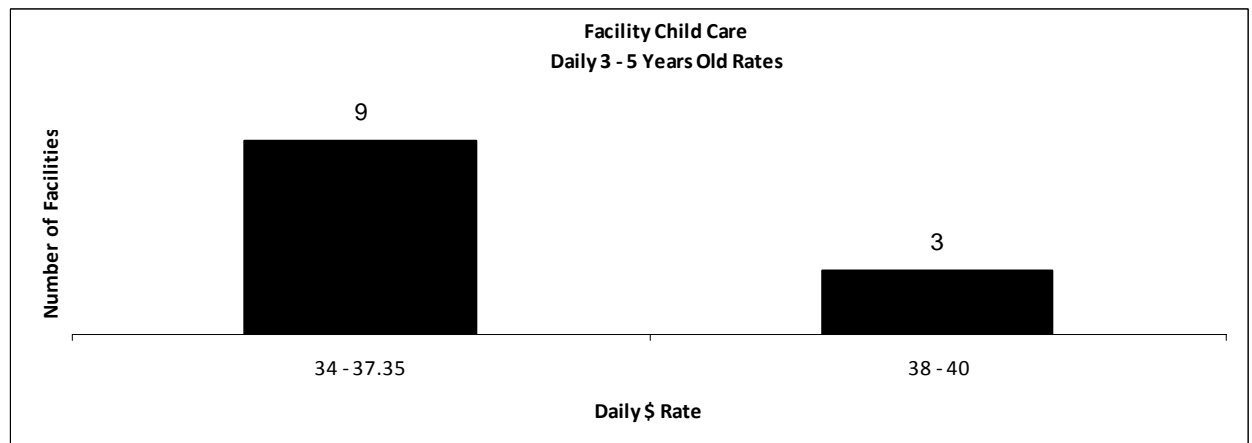
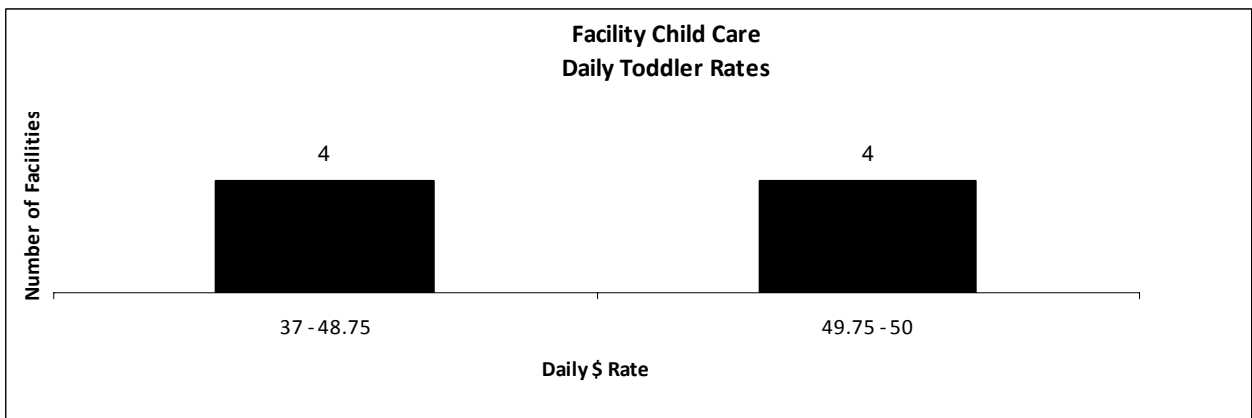
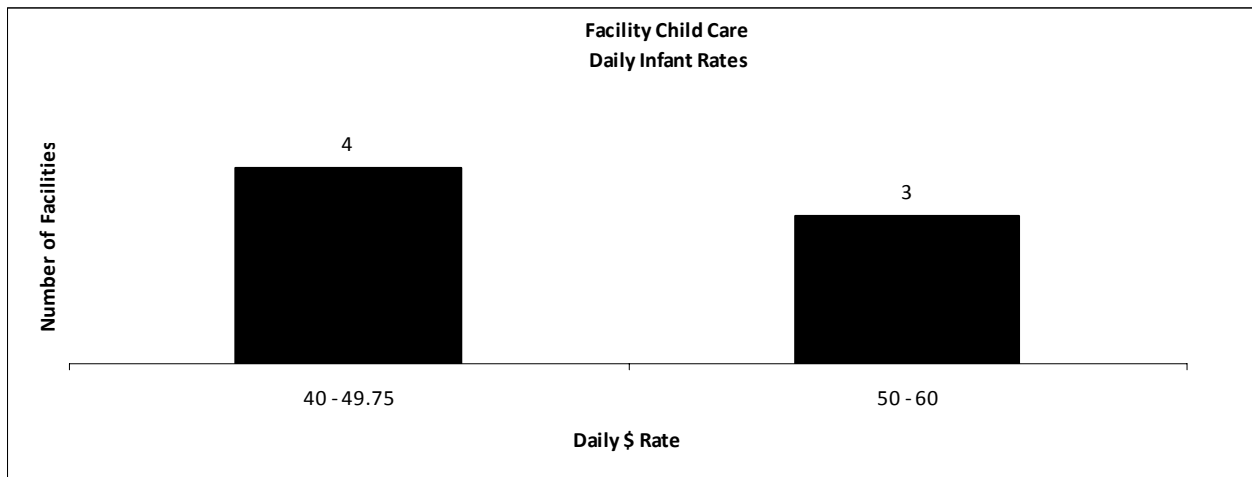
When viewing the survey results please keep in mind reasons that may effect the fees charged.
(some examples are isted below)

- ~ before and/or after school vehicle transportation to schools (distance travelled)
- ~ meals and/or snacks
- ~ field trips
- ~ sibling discount
- ~ hours/days
- ~ training (eg. Early Childhood Education, Infant Toddler, etc.)

34% of our members completed this survey.

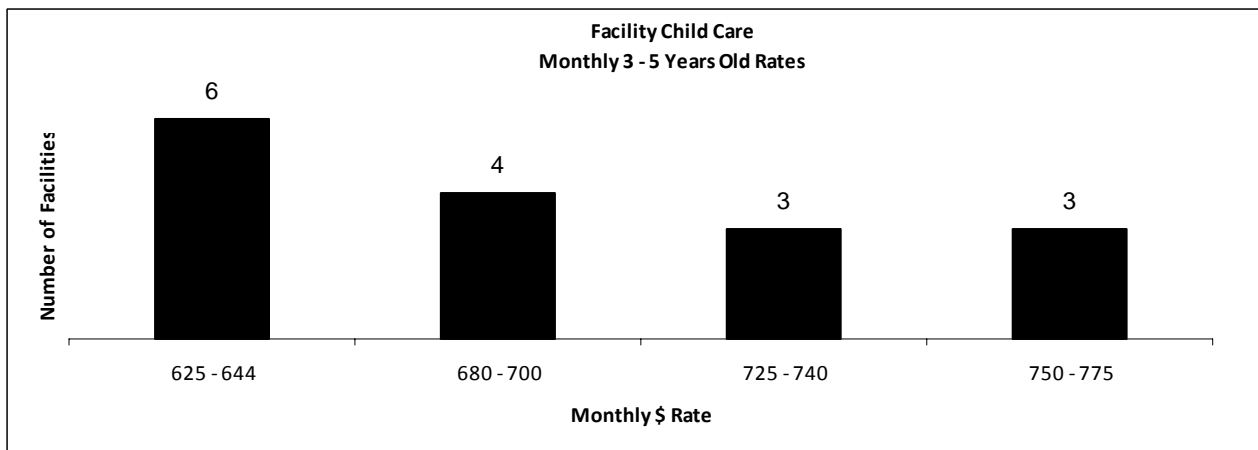
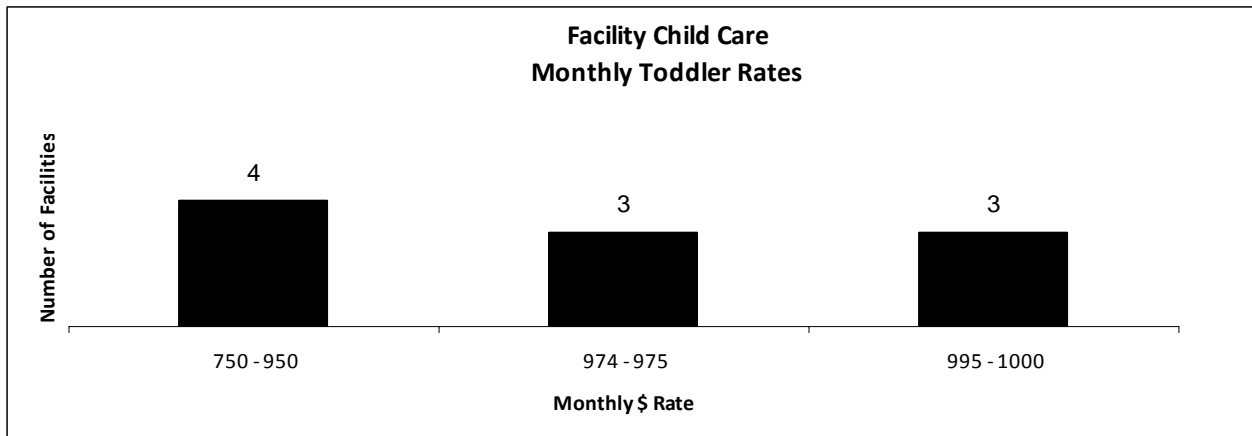
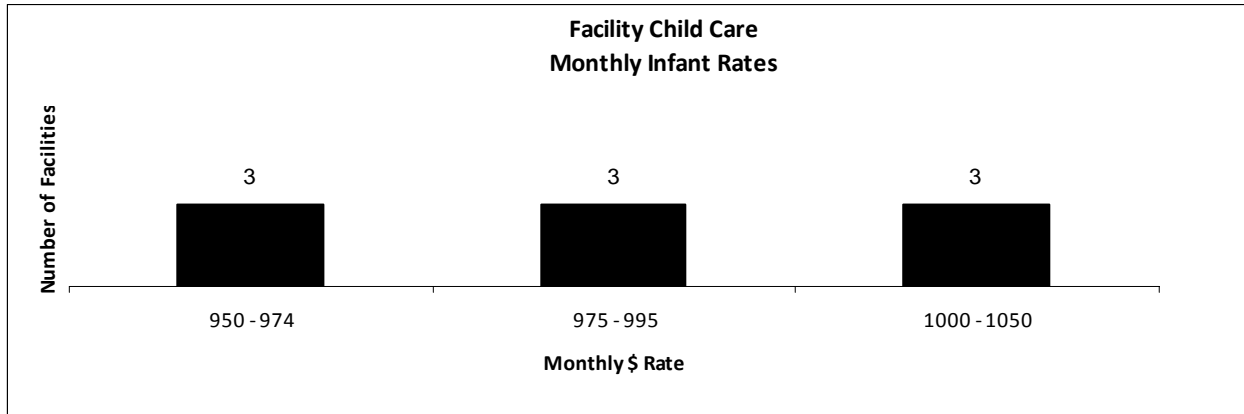
Facility Child Care Fees 2011

DAILY Graphs



Facility Child Care Fees 2011

MONTHLY Graphs



Facility Child Care School Age Fees 2011

